



**Mason Cross Country Invitational
Presented by Buckeye Running company**

Race 4 - HS Boys Section II Varsity - 5K

09/08/2018 - 11:00 am









Team Race Results

| Place | Name | Score | Team Time | Runner Avg | Avg Mile | 5 Man Gap | Finish Order | Scoring Order |
|-------|-------------------|-------|-----------|------------|----------|-----------|--------------------------------|--------------------------------|
| 1 | GREENON | 106 | 1:29:50 | 17:58 | 5:47 | 2:20 | 1, 7, 15, 20, 63, 135, 163 | 1, 7, 15, 20, 63, 123, 142 |
| 2 | BADIN | 107 | 1:30:41 | 18:08 | 5:50 | 1:01 | 10, 14, 21, 29, 33, 48, 59 | 10, 14, 21, 29, 33, 48, 59 |
| 3 | WYOMING | 127 | 1:31:09 | 18:13 | 5:52 | 1:37 | 4, 11, 28, 39, 45, 49, 57 | 4, 11, 28, 39, 45, 49, 57 |
| 4 | MARIEMONT | 146 | 1:31:49 | 18:21 | 5:54 | 1:49 | 8, 9, 25, 46, 58, 64, 66 | 8, 9, 25, 46, 58, 64, 66 |
| 5 | CHAM. JULIENNE | 185 | 1:33:49 | 18:45 | 6:02 | 0:36 | 26, 27, 38, 42, 52, 60, 99 | 26, 27, 38, 42, 52, 60, 93 |
| 6 | INDIAN HILL | 192 | 1:33:04 | 18:36 | 5:59 | 2:28 | 2, 31, 34, 51, 74, 104, 136 | 2, 31, 34, 51, 74, 97, 124 |
| 7 | TAYLOR | 269 | 1:35:02 | 19:00 | 6:07 | 3:42 | 6, 13, 37, 93, 139, 158, 188 | 6, 13, 37, 87, 126, 139, 159 |
| 8 | WILMINGTON | 271 | 1:35:34 | 19:06 | 6:09 | 1:38 | 19, 53, 54, 69, 76, 80, 91 | 19, 53, 54, 69, 76, 78, 85 |
| 9 | SPR. NORTHWESTERN | 314 | 1:36:20 | 19:16 | 6:12 | 3:02 | 3, 55, 82, 83, 101, 109, 142 | 3, 55, 80, 81, 95, 101, 129 |
| 10 | MONROE | 316 | 1:36:45 | 19:21 | 6:13 | 2:31 | 16, 24, 89, 98, 107, 113, 125 | 16, 24, 84, 92, 100, 105, 115 |
| 11 | BETHEL-TATE | 366 | 1:38:29 | 19:41 | 6:20 | 2:42 | 30, 47, 67, 96, 148, 149, 181 | 30, 47, 67, 90, 132, 133, 156 |
| 12 | CELINA | 366 | 1:38:03 | 19:36 | 6:18 | 3:19 | 17, 41, 85, 103, 145, 151, 170 | 17, 41, 82, 96, 130, 134, 147 |
| 13 | MILTON-UNION | 370 | 1:38:23 | 19:40 | 6:20 | 2:07 | 40, 43, 78, 95, 133, 152, 230 | 40, 43, 77, 89, 121, 135, 175 |
| 14 | BATAVIA | 372 | 1:38:10 | 19:38 | 6:19 | 3:23 | 12, 56, 75, 112, 138, 176, 223 | 12, 56, 75, 104, 125, 152, 172 |
| 15 | WAPAKONETA | 381 | 1:38:41 | 19:44 | 6:21 | 3:27 | 22, 36, 68, 120, 165, 179, 211 | 22, 36, 68, 111, 144, 155, 168 |
| 16 | MADEIRA | 407 | 1:39:19 | 19:51 | 6:23 | 0:55 | 61, 70, 81, 105, 106, 126, 130 | 61, 70, 79, 98, 99, 116, 120 |
| 17 | SCOTT HS (KY) | 411 | 1:39:53 | 19:58 | 6:25 | 4:33 | 18, 32, 35, 189, 199 | 18, 32, 35, 160, 166 |
| 18 | OAKWOOD | 418 | 1:39:33 | 19:54 | 6:24 | 0:39 | 72, 73, 94, 97, 100, 116, 124 | 72, 73, 88, 91, 94, 108, 114 |
| 19 | FENWICK | 435 | 1:40:22 | 20:04 | 6:27 | 2:09 | 50, 65, 88, 114, 146, 154, 160 | 50, 65, 83, 106, 131, 136, 140 |

Race 4 - HS Boys Section II Varsity - 5K

09/08/2018 - 11:00 am

Team Race Results

| Place | Name | Score | Team Time | Runner Avg | Avg Mile | 5 Man Gap | Finish Order | Scoring Order |
|-------|--|-------|-----------|------------|----------|-----------|-----------------------------------|-----------------------------------|
| 20 |  NEW RICHMOND | 444 | 1:40:42 | 20:08 | 6:28 | 3:29 | 23, 44, 118, 123, 178, 185, 194 | 23, 44, 110, 113, 154, 157, 163 |
| 21 |  CIN. CO. DAY | 545 | 1:42:43 | 20:32 | 6:36 | 4:31 | 5, 129, 140, 164, 175, 217, 224 | 5, 119, 127, 143, 151, 171, 173 |
| 22 | ROYALMONT ACADEMY | 571 | 1:44:29 | 20:53 | 6:43 | 3:30 | 71, 110, 115, 127, 225, 233, 292 | 71, 102, 107, 117, 174, 176, 183 |
| 23 |  CIN. CHCA | 588 | 1:44:49 | 20:57 | 6:44 | 3:00 | 62, 117, 121, 162, 196, 321 | 62, 109, 112, 141, 164, 188 |
| 24 |  ALTER | 649 | 1:46:28 | 21:17 | 6:51 | 2:23 | 92, 128, 134, 187, 197, 214, 260 | 86, 118, 122, 158, 165, 170, 178 |
| 25 |  CLINTON-MASSIE | 691 | 1:47:16 | 21:27 | 6:54 | 1:16 | 111, 166, 168, 171, 173, 205, 212 | 103, 145, 146, 148, 149, 167, 169 |
| 26 |  ROGER BACON | 754 | 1:49:24 | 21:52 | 7:02 | 1:09 | 141, 174, 177, 190, 191, 279, 311 | 128, 150, 153, 161, 162, 180, 185 |
| 27 | ST BERNARD-ELMWOOD | 819 | 1:59:34 | 23:54 | 7:41 | 6:42 | 155, 156, 243, 284, 314 | 137, 138, 177, 181, 186 |
| 28 | AIKEN NEWTECH | 921 | 2:18:21 | 27:40 | 8:54 | 7:47 | 274, 290, 305, 319, 324 | 179, 182, 184, 187, 189 |
| DNP |  NORWOOD | | 1:02:26 | 20:48 | 6:41 | | 90, 137, 157 | 3 Runners |
| DNP |  HUGHES | | 1:19:33 | 26:31 | 8:32 | | 300, 304, 312 | 3 Runners |
| DNP | DAYTON SCHOOLS (KY) | | 47:56 | 23:58 | 7:42 | | 252, 267 | 2 Runners |

Race 4 - HS Boys Section II Varsity - 5K

09/08/2018 - 11:00 am

Individual Race Results

| Place | Name | Grade | School | Time | Points | Place | Name | Grade | School | Time | Points |
|-------|------------------|-------|-------------------|---------|--------|-------|---------------------|-------|-------------------|---------|--------|
| 1 | Calvin Wise | 11 | Greenon | 17:05.9 | 1 | 41 | Jacob Klosterman | 11 | Celina | 18:50.0 | 41 |
| 2 | Nolan Heffernan | 12 | Indian Hill | 17:06.9 | 2 | 42 | Ian Cormier | 11 | Cham. Julienne | 18:50.0 | 42 |
| 3 | Drew Blazer | 11 | Spr. Northwestern | 17:13.1 | 3 | 43 | Eric Trittschuh | 9 | Milton-Union | 18:50.1 | 43 |
| 4 | John Nice | 11 | Wyoming | 17:15.5 | 4 | 44 | Brady Jenkins | 10 | New Richmond | 18:51.7 | 44 |
| 5 | Alec Hamall | 12 | Cin. Co. Day | 17:19.8 | 5 | 45 | Josh Parker | 11 | Wyoming | 18:53.2 | 45 |
| 6 | Chase Grauel | 11 | Taylor | 17:22.1 | 6 | 46 | Sean Reber | 12 | Mariemont | 18:59.9 | 46 |
| 7 | Gavin Patrick | 10 | Greenon | 17:23.9 | 7 | 47 | Noah Rees | 12 | Bethel-Tate | 19:00.0 | 47 |
| 8 | Nolan Buck | 12 | Mariemont | 17:29.4 | 8 | 48 | Aidan Drake | 12 | Badin | 19:04.7 | 48 |
| 9 | Sam Beeler | 9 | Mariemont | 17:29.8 | 9 | 49 | Ike Wickstrom | 12 | Wyoming | 19:05.1 | 49 |
| 10 | Owen Mathews | 10 | Badin | 17:35.5 | 10 | 50 | Luke Lococo | 10 | Fenwick | 19:07.2 | 50 |
| 11 | Jack Schwartz | 12 | Wyoming | 17:40.2 | 11 | 51 | Spencer Mangialardo | 11 | Indian Hill | 19:07.3 | 51 |
| 12 | Ridge Cook | 12 | Batavia | 17:40.8 | 12 | 52 | Zach Schneider | 11 | Cham. Julienne | 19:08.6 | 52 |
| 13 | Nick Lake | 11 | Taylor | 17:47.8 | 13 | 53 | Matt Butcher | 10 | Wilmington | 19:09.9 | 53 |
| 14 | Mike Rand | 12 | Badin | 17:49.1 | 14 | 54 | Ricky Dungan | 12 | Wilmington | 19:10.9 | 54 |
| 15 | Jackson Pettit | 10 | Greenon | 17:50.0 | 15 | 55 | Dominic Root | 10 | Spr. Northwestern | 19:14.6 | 55 |
| 16 | Andy Garver | 10 | Monroe | 17:50.2 | 16 | 56 | Ethan Clark | 12 | Batavia | 19:17.2 | 56 |
| 17 | Ethan Ly | 11 | Celina | 17:54.2 | 17 | 57 | Henry Chemero | 9 | Wyoming | 19:18.2 | 57 |
| 18 | Will Sandlin | 11 | Scott HS (KY) | 17:54.9 | 18 | 58 | Casey Dutro | 11 | Mariemont | 19:19.3 | 58 |
| 19 | Tyler Parks | 11 | Wilmington | 18:02.2 | 19 | 59 | Simon Hoppa | 12 | Badin | 19:21.1 | 59 |
| 20 | Sean Glaze | 11 | Greenon | 18:04.2 | 20 | 60 | Nick Amstutz | 12 | Cham. Julienne | 19:21.1 | 60 |
| 21 | Dominic Seigel | 9 | Badin | 18:05.9 | 21 | 61 | Calvin Busch | 10 | Madeira | 19:23.6 | 61 |
| 22 | Isaac Webb | 12 | Wapakoneta | 18:07.7 | 22 | 62 | Joshua Medliln | 12 | Cin. CHCA | 19:25.2 | 62 |
| 23 | Mason Hance | 12 | New Richmond | 18:25.2 | 23 | 63 | Jaden Journell | 9 | Greenon | 19:26.4 | 63 |
| 24 | Wyatt Phipps | 10 | Monroe | 18:26.7 | 24 | 64 | Quinn Benner | 9 | Mariemont | 19:27.2 | 64 |
| 25 | Henry Buck | 9 | Mariemont | 18:31.3 | 25 | 65 | Derek Boland | 10 | Fenwick | 19:27.4 | 65 |
| 26 | Trey Myers | 11 | Cham. Julienne | 18:32.0 | 26 | 66 | Jonah Dill | 12 | Mariemont | 19:27.5 | 66 |
| 27 | Sean Gideon | 11 | Cham. Julienne | 18:32.1 | 27 | 67 | Noah Sayles | 10 | Bethel-Tate | 19:30.1 | 67 |
| 28 | Collin Bornholdt | 11 | Wyoming | 18:33.1 | 28 | 68 | Nate Metzger | 10 | Wapakoneta | 19:30.4 | 68 |
| 29 | Kevin Spade | 11 | Badin | 18:33.9 | 29 | 69 | Tyler Preston | 10 | Wilmington | 19:31.4 | 69 |
| 30 | Sam Frondorf | 11 | Bethel-Tate | 18:35.9 | 30 | 70 | Jake Schomaeker | 10 | Madeira | 19:31.5 | 70 |
| 31 | Bradley Corl | 11 | Indian Hill | 18:36.2 | 31 | 71 | Dominic Brink | 9 | Royalmont Academy | 19:32.5 | 71 |
| 32 | Jaggur Hasler | 11 | Scott HS (KY) | 18:36.5 | 32 | 72 | Robert Hochwalt | 11 | Oakwood | 19:34.3 | 72 |
| 33 | Andy Moore | 11 | Badin | 18:37.1 | 33 | 73 | Will Janning | 12 | Oakwood | 19:34.5 | 73 |
| 34 | Tommy Tauer | 12 | Indian Hill | 18:39.1 | 34 | 74 | James Keefer | 11 | Indian Hill | 19:35.1 | 74 |
| 35 | Korey Kleier | 12 | Scott HS (KY) | 18:41.5 | 35 | 75 | James Langley | 10 | Batavia | 19:40.1 | 75 |
| 36 | John Doll | 12 | Wapakoneta | 18:43.3 | 36 | 76 | Cam Combs | 11 | Wilmington | 19:40.5 | 76 |
| 37 | Jacob Gehrum | 11 | Taylor | 18:45.2 | 37 | 77 | Nick Morgan | 10 | Mariemont | 19:42.0 | |
| 38 | Will Marshall | 12 | Cham. Julienne | 18:46.8 | 38 | 78 | Harrison Litton | 12 | Milton-Union | 19:44.1 | 77 |
| 39 | Max Schirra | 12 | Wyoming | 18:47.5 | 39 | 79 | Bryce Ford | 12 | Wyoming | 19:46.7 | |
| 40 | Chris Miller | 10 | Milton-Union | 18:48.5 | 40 | 80 | Pedro Escobedo | 11 | Wilmington | 19:47.0 | 78 |

Live.FinishTiming.com

Race 4 - HS Boys Section II Varsity - 5K

09/08/2018 - 11:00 am

Individual Race Results

| Place | Name | Grade | School | Time | Points | Place | Name | Grade | School | Time | Points |
|-------|-------------------|-------|-------------------|---------|--------|-------|------------------|-------|--------------------|---------|--------|
| 81 | Brock Shults | 9 | Madeira | 19:47.2 | 79 | 121 | AJ Renneker | 11 | Cin. CHCA | 20:45.5 | 112 |
| 82 | Phillip Niswonger | 10 | Spr. Northwestern | 19:48.2 | 80 | 122 | Aidan Stevens | 11 | Wyoming | 20:48.1 | |
| 83 | Brennan DeRamus | 11 | Spr. Northwestern | 19:48.4 | 81 | 123 | Joe George | 11 | New Richmond | 20:48.9 | 113 |
| 84 | Zane Stephen | 10 | Mariemont | 19:48.7 | | 124 | Lane Bokros | 10 | Oakwood | 20:49.1 | 114 |
| 85 | Ryan McDonough | 12 | Celina | 19:48.9 | 82 | 125 | Soren Melbye | 12 | Monroe | 20:50.2 | 115 |
| 86 | Mitchell Peel | 10 | Badin | 19:50.2 | | 126 | Jack Nieberding | 10 | Madeira | 20:50.9 | 116 |
| 87 | Cameron Laphorn | 11 | Badin | 19:50.2 | | 127 | Nathaniel Brink | 9 | Royalmont Academy | 20:51.3 | 117 |
| 88 | Ryan Zearley | 11 | Fenwick | 19:55.1 | 83 | 128 | Kevin Johnston | 9 | Alter | 20:51.6 | 118 |
| 89 | Braden Tarin | 10 | Monroe | 19:57.0 | 84 | 129 | Ashton Snell | 9 | Cin. Co. Day | 20:51.8 | 119 |
| 90 | Ryan Baker | 9 | Norwood | 19:57.2 | | 130 | Ethan Bisselberg | 10 | Madeira | 20:51.8 | 120 |
| 91 | Aidan Hester | 11 | Wilmington | 19:57.8 | 85 | 131 | Collin Laphorn | 9 | Badin | 20:54.0 | |
| 92 | Michael Johnston | 11 | Alter | 20:02.2 | 86 | 132 | Luke Moore | 9 | Mariemont | 20:55.9 | |
| 93 | Nolan Saylor | 10 | Taylor | 20:02.9 | 87 | 133 | Jake Palmisano | 12 | Milton-Union | 20:55.9 | 121 |
| 94 | Connor Lockhart | 10 | Oakwood | 20:04.5 | 88 | 134 | Eric Neer | 9 | Alter | 20:59.2 | 122 |
| 95 | Josh Woodell | 12 | Milton-Union | 20:04.6 | 89 | 135 | Cason Estes | 11 | Greenon | 20:59.2 | 123 |
| 96 | Thomas Eyre | 9 | Bethel-Tate | 20:05.6 | 90 | 136 | Jack Taylor | 11 | Indian Hill | 21:01.9 | 124 |
| 97 | Ben Williams | 10 | Oakwood | 20:06.6 | 91 | 137 | Jaden Kuhlman | 12 | Norwood | 21:02.1 | |
| 98 | John Hernandez | 11 | Monroe | 20:10.1 | 92 | 138 | Anas Rehmani | 11 | Batavia | 21:04.5 | 125 |
| 99 | Joseph Allaire | 12 | Cham. Julienne | 20:10.2 | 93 | 139 | Grant Saylor | 10 | Taylor | 21:04.5 | 126 |
| 100 | Ryan Eldridge | 10 | Oakwood | 20:13.6 | 94 | 140 | Griffin McAndrew | 10 | Cin. Co. Day | 21:06.1 | 127 |
| 101 | Jaidan Peters | 11 | Spr. Northwestern | 20:15.9 | 95 | 141 | Jacob Beyer | 12 | Roger Bacon | 21:08.2 | 128 |
| 102 | Malachi O'Leary | 9 | Wyoming | 20:16.7 | | 142 | Michael Moerch | 10 | Spr. Northwestern | 21:08.3 | 129 |
| 103 | John Robinson | 11 | Celina | 20:17.1 | 96 | 143 | Andy Bourne | 10 | Oakwood | 21:11.1 | |
| 104 | Alex Galbraith | 11 | Indian Hill | 20:18.0 | 97 | 144 | Matt Reuter | 12 | Cham. Julienne | 21:13.4 | |
| 105 | Nick Ashbaugh | 11 | Madeira | 20:18.3 | 98 | 145 | Braydon Adams | 11 | Celina | 21:13.5 | 130 |
| 106 | Isaac Arredondo | 9 | Madeira | 20:18.6 | 99 | 146 | Josh Lewis | 11 | Fenwick | 21:17.0 | 131 |
| 107 | Zach Slone | 9 | Monroe | 20:21.5 | 100 | 147 | Todd Blackburn | 12 | Badin | 21:17.8 | |
| 108 | Evan Papania | 11 | Badin | 20:24.8 | | 148 | Lucas Brigner | 10 | Bethel-Tate | 21:18.3 | 132 |
| 109 | Rhys Smith | 10 | Spr. Northwestern | 20:25.3 | 101 | 149 | Tony Cecil | 12 | Bethel-Tate | 21:18.6 | 133 |
| 110 | Colin Klimo | 9 | Royalmont Academy | 20:26.1 | 102 | 150 | Eric Meyer | 10 | Cham. Julienne | 21:19.3 | |
| 111 | Logan Fisher | 12 | Clinton-Massie | 20:27.9 | 103 | 151 | Joshua King | 12 | Celina | 21:19.5 | 134 |
| 112 | Jake Brown | 10 | Batavia | 20:27.9 | 104 | 152 | Cayden Galentine | 11 | Milton-Union | 21:21.4 | 135 |
| 113 | Jacob Montgomery | 10 | Monroe | 20:30.9 | 105 | 153 | Alex Trimble | 9 | Cham. Julienne | 21:21.7 | |
| 114 | Ben Chartrand | 11 | Fenwick | 20:36.1 | 106 | 154 | Logan Lippert | 11 | Fenwick | 21:24.5 | 136 |
| 115 | Noah Regala | 9 | Royalmont Academy | 20:36.2 | 107 | 155 | Cardale Simpson | 10 | St Bernard-Elmwood | 21:24.7 | 137 |
| 116 | Ryder Kemper | 11 | Oakwood | 20:40.5 | 108 | 156 | Neamyah Bell | 10 | St Bernard-Elmwood | 21:26.3 | 138 |
| 117 | Alex Nellis | 12 | Cin. CHCA | 20:41.5 | 109 | 157 | LJ James | 12 | Norwood | 21:27.0 | |
| 118 | Lleyton Flamm | 9 | New Richmond | 20:41.8 | 110 | 158 | Josh Vogelpohl | 10 | Taylor | 21:29.5 | 139 |
| 119 | Ben Parker | 10 | Wyoming | 20:42.5 | | 159 | TJ Lehner | 11 | Cham. Julienne | 21:29.6 | |
| 120 | Grant Honigford | 9 | Wapakoneta | 20:44.3 | 111 | 160 | Anthony Lococo | 11 | Fenwick | 21:30.4 | 140 |

Live.FinishTiming.com

Race 4 - HS Boys Section II Varsity - 5K

09/08/2018 - 11:00 am

Individual Race Results

| Place | Name | Grade | School | Time | Points | Place | Name | Grade | School | Time | Points |
|-------|--------------------|-------|----------------|---------|--------|-------|-----------------------|-------|-------------------|---------|--------|
| 161 | Anthony Hunt | 12 | Badin | 21:31.2 | | 201 | Ethan Dill | 9 | Mariemont | 22:32.9 | |
| 162 | Burgess Doan | 9 | Cin. CHCA | 21:31.9 | 141 | 202 | William Boylin | 9 | Oakwood | 22:33.0 | |
| 163 | Philip Welsheimer | 9 | Greenon | 21:32.1 | 142 | 203 | Trevor Jossuha | 11 | Taylor | 22:33.0 | |
| 164 | Nick Nguyen | 12 | Cin. Co. Day | 21:34.4 | 143 | 204 | Garrett Eldridge | 11 | Badin | 22:34.7 | |
| 165 | Owen Simonson | 12 | Wapakoneta | 21:35.5 | 144 | 205 | Brennen Swope | 12 | Clinton-Massie | 22:35.6 | 167 |
| 166 | Connor Hendrickson | 12 | Clinton-Massie | 21:39.7 | 145 | 206 | John Smith | 9 | Spr. Northwestern | 22:38.9 | |
| 167 | Brandon Velzsquez | 11 | Monroe | 21:40.4 | | 207 | Calvin Walls | 11 | Wilmington | 22:39.8 | |
| 168 | Bryce Hensley | 9 | Clinton-Massie | 21:41.7 | 146 | 208 | Sam Schwager | 11 | Cham. Julienne | 22:40.2 | |
| 169 | Coleman Warstler | 10 | Indian Hill | 21:41.9 | | 209 | Jacob Martin | 11 | Wilmington | 22:42.6 | |
| 170 | Cole Hitchcock | 9 | Celina | 21:42.5 | 147 | 210 | Armen Krikorian | 12 | Madeira | 22:44.5 | |
| 171 | Aidan Wallace | 10 | Clinton-Massie | 21:42.5 | 148 | 211 | Caleb Mosgrove | 12 | Wapakoneta | 22:44.8 | 168 |
| 172 | Luke Glaze | 9 | Greenon | 21:42.9 | | 212 | Toby Hayes | 9 | Clinton-Massie | 22:48.8 | 169 |
| 173 | Luke Lentine | 9 | Clinton-Massie | 21:44.6 | 149 | 213 | Leo Hoppa | 9 | Badin | 22:49.8 | |
| 174 | Elijah Fredette | 11 | Roger Bacon | 21:48.4 | 150 | 214 | Caleb Bonar | 9 | Alter | 22:50.0 | 170 |
| 175 | Azim D'Ambrosio | 9 | Cin. Co. Day | 21:50.9 | 151 | 215 | Isaiah Walriven | 9 | New Richmond | 22:50.1 | |
| 176 | Brandon Sauter | 9 | Batavia | 21:52.7 | 152 | 216 | Alex Baals Kall | 9 | Oakwood | 22:51.4 | |
| 177 | Matt Weisensel | 9 | Roger Bacon | 21:54.6 | 153 | 217 | Christopher Langenbah | 9 | Cin. Co. Day | 22:54.4 | 171 |
| 178 | Alex Senter | 11 | New Richmond | 21:54.9 | 154 | 218 | Carson Rohan | 10 | Oakwood | 22:54.5 | |
| 179 | Tyler Ricketts | 10 | Wapakoneta | 21:57.6 | 155 | 219 | Jack Bush | 9 | Fenwick | 22:57.2 | |
| 180 | Sean Mackey | 9 | Mariemont | 21:58.4 | | 220 | Colin McDowell | 12 | Clinton-Massie | 22:58.6 | |
| 181 | Logan Setty | 10 | Bethel-Tate | 22:00.0 | 156 | 221 | Jacob Short | 11 | Fenwick | 23:01.3 | |
| 182 | Colton Beam | 12 | Oakwood | 22:01.0 | | 222 | Collin Williams | 9 | Celina | 23:01.4 | |
| 183 | Andrew Chen | 9 | Mariemont | 22:04.2 | | 223 | Isaiah Lewis | 9 | Batavia | 23:02.6 | 172 |
| 184 | Zane Royer | 12 | Bethel-Tate | 22:05.0 | | 224 | Will Sommer | 11 | Cin. Co. Day | 23:02.8 | 173 |
| 185 | Will Hess | 10 | New Richmond | 22:07.1 | 157 | 225 | Jon Conner | 9 | Royalmont Academy | 23:03.3 | 174 |
| 186 | Chase Howell | 11 | Cham. Julienne | 22:08.2 | | 226 | Chase Kiser | 11 | New Richmond | 23:03.8 | |
| 187 | Jack Nyhan | 11 | Alter | 22:09.6 | 158 | 227 | Matt Clements | 12 | Bethel-Tate | 23:05.1 | |
| 188 | Ryan McCollum | 9 | Taylor | 22:10.2 | 159 | 228 | Danny Forte | 10 | Indian Hill | 23:05.6 | |
| 189 | Addison Wilson | 11 | Scott HS (KY) | 22:12.1 | 160 | 229 | Noah Duplechan | 9 | Cin. Co. Day | 23:07.8 | |
| 190 | Charlie Johnstone | 11 | Roger Bacon | 22:15.3 | 161 | 230 | Tyler Hoffman | 10 | Milton-Union | 23:09.1 | 175 |
| 191 | Luke Dearborn | 9 | Roger Bacon | 22:18.0 | 162 | 231 | Wes Adam | 11 | Mariemont | 23:13.2 | |
| 192 | Tyler Ching | 9 | Mariemont | 22:23.2 | | 232 | Logan Crooks | 9 | New Richmond | 23:14.7 | |
| 193 | Tyler Urton | 10 | Mariemont | 22:23.5 | | 233 | Seth Hutten | 11 | Royalmont Academy | 23:17.3 | 176 |
| 194 | Ben Howard | 9 | New Richmond | 22:23.9 | 163 | 234 | Owen Boone | 9 | Batavia | 23:18.1 | |
| 195 | Casey Fischer | 11 | Bethel-Tate | 22:24.6 | | 235 | Noah Schindler | 10 | Cham. Julienne | 23:20.9 | |
| 196 | Jake Nicholas | 11 | Cin. CHCA | 22:25.4 | 164 | 236 | Christopher Wenker | 10 | Indian Hill | 23:22.3 | |
| 197 | Kevin Walters | 11 | Alter | 22:25.7 | 165 | 237 | Ben Hanlin | 10 | Cham. Julienne | 23:23.8 | |
| 198 | Luke Mulvey | 11 | Wilmington | 22:28.0 | | 238 | Nick Boberschmidt | 10 | Madeira | 23:24.1 | |
| 199 | Ethan Riegsecker | 12 | Scott HS (KY) | 22:28.4 | 166 | 239 | Chance Bible | 12 | Wapakoneta | 23:24.9 | |
| 200 | Connor Kocur | 12 | Cham. Julienne | 22:30.0 | | 240 | Nicholas Schindler | 9 | Cham. Julienne | 23:25.3 | |

Race 4 - HS Boys Section II Varsity - 5K

09/08/2018 - 11:00 am

Individual Race Results

| Place | Name | Grade | School | Time | Points | Place | Name | Grade | School | Time | Points |
|-------|-------------------|-------|---------------------|---------|--------|-------|----------------------|-------|--------------------|---------|--------|
| 241 | Michael Chen | 9 | Wyoming | 23:26.2 | | 281 | Bowie Irvine | 10 | Indian Hill | 25:03.0 | |
| 242 | Cooper Schaffner | 10 | Celina | 23:26.3 | | 282 | Emory Heimann | 9 | Cin. Co. Day | 25:06.0 | |
| 243 | Seth Hall | 10 | St Bernard-Elmwood | 23:27.7 | 177 | 283 | Max Walls | 11 | New Richmond | 25:07.8 | |
| 244 | Noah Cormier | 9 | Cham. Julienne | 23:28.0 | | 284 | Andrew Vivar | 11 | St Bernard-Elmwood | 25:08.5 | 181 |
| 245 | Adam Lott | 11 | New Richmond | 23:28.1 | | 285 | Ethan Couch | 10 | Wapakoneta | 25:09.6 | |
| 246 | Jakob Poor | 11 | Celina | 23:29.7 | | 286 | Ray Jeffers | 10 | Wyoming | 25:11.0 | |
| 247 | Jack Glenn | 10 | New Richmond | 23:30.6 | | 287 | Bryan Komarek | 9 | Fenwick | 25:13.3 | |
| 248 | Owen Dewing | 10 | Oakwood | 23:30.9 | | 288 | Matthew Noble | 10 | Cham. Julienne | 25:14.7 | |
| 249 | Ethan Evans | 9 | Fenwick | 23:32.4 | | 289 | Christian Kohl | 11 | Indian Hill | 25:15.2 | |
| 250 | Gareth Fultz | 11 | Fenwick | 23:33.0 | | 290 | Celestin Cimalamungu | 11 | Aiken NewTech | 25:17.1 | 182 |
| 251 | Graham Wick | 12 | Bethel-Tate | 23:35.3 | | 291 | Jack Flynn | 11 | Cin. Co. Day | 25:17.3 | |
| 252 | Ethan Whalen | 7 | Dayton Schools (KY) | 23:36.6 | | 292 | Daniel Lehman | 10 | Royalmont Academy | 25:18.2 | 183 |
| 253 | Victor Nica | 9 | Cin. Co. Day | 23:38.0 | | 293 | Jo'von Fletcher | 11 | Cham. Julienne | 25:18.4 | |
| 254 | Francis Burse | 12 | Cin. Co. Day | 23:39.6 | | 294 | Justin Arestides | 12 | Cham. Julienne | 25:21.0 | |
| 255 | Jacob Langdon | 11 | Monroe | 23:41.0 | | 295 | Taylor Powell | 11 | New Richmond | 25:27.7 | |
| 256 | Aidan Mornhinweg | 11 | Cham. Julienne | 23:43.6 | | 296 | Andrew Anderson | 10 | Taylor | 25:32.1 | |
| 257 | Aidan Morris | 9 | Oakwood | 23:46.9 | | 297 | Xander Broom | 12 | Bethel-Tate | 25:33.4 | |
| 258 | Matthew Keist | 10 | Badin | 23:47.2 | | 298 | Nathan Bender | 9 | Taylor | 25:35.4 | |
| 259 | Jon Rittenhouse | 11 | Wyoming | 23:54.6 | | 299 | Nathan Dirlam | 9 | Spr. Northwestern | 25:39.5 | |
| 260 | Jack George | 9 | Alter | 23:55.4 | 178 | 300 | Malachi Brown | 12 | Hughes | 25:39.6 | |
| 261 | Travis Smith | 9 | Clinton-Massie | 24:03.5 | | 301 | Tanner Notestine | 10 | Wyoming | 25:41.8 | |
| 262 | Nikolas Sigler | 9 | Alter | 24:05.3 | | 302 | Carson Knarr | 9 | Taylor | 25:48.6 | |
| 263 | AJ McCarthy | 9 | Bethel-Tate | 24:06.1 | | 303 | Caleb Brink | 12 | Bethel-Tate | 25:54.0 | |
| 264 | Evan Brown | 10 | Taylor | 24:06.4 | | 304 | Ricardo Gervacio | 10 | Hughes | 25:55.9 | |
| 265 | Ben Miller | 10 | Indian Hill | 24:16.2 | | 305 | Tiago Nunez | 10 | Aiken NewTech | 26:07.3 | 184 |
| 266 | Ethan Kerzee | 12 | Celina | 24:19.2 | | 306 | Thomas Caseltine | 10 | Bethel-Tate | 26:07.3 | |
| 267 | Trenton Downard | 11 | Dayton Schools (KY) | 24:19.5 | | 307 | Evan Copestick | 12 | Bethel-Tate | 26:13.4 | |
| 268 | Conlan Mornhinweg | 11 | Cham. Julienne | 24:19.9 | | 308 | Dominic Carmesio | 10 | New Richmond | 27:25.1 | |
| 269 | Riley Lingen | 10 | Wyoming | 24:22.1 | | 309 | Yuval Jacobson | 9 | Indian Hill | 27:28.8 | |
| 270 | Owen Hawke | 10 | Fenwick | 24:26.4 | | 310 | Aiden Hock | 9 | Monroe | 27:50.8 | |
| 271 | Gavin Sutton | 9 | Wapakoneta | 24:30.0 | | 311 | Bill Driscoll | 10 | Roger Bacon | 27:53.7 | 185 |
| 272 | Cody Kisner | 12 | Bethel-Tate | 24:33.9 | | 312 | David Thomas | 9 | Hughes | 27:58.1 | |
| 273 | Ian Herwig | 9 | Oakwood | 24:37.9 | | 313 | Jacob Kunz | 11 | New Richmond | 27:58.9 | |
| 274 | Suman Subba | 9 | Aiken NewTech | 24:45.8 | 179 | 314 | Jarod Woolridge | 9 | St Bernard-Elmwood | 28:07.3 | 186 |
| 275 | John Kushman | 10 | Indian Hill | 24:46.7 | | 315 | Frederick Schertler | 9 | Alter | 28:27.1 | |
| 276 | Connor Erwin | 9 | Spr. Northwestern | 24:48.7 | | 316 | Caleb McConnell | 11 | New Richmond | 28:32.4 | |
| 277 | Andrew Otis | 9 | Oakwood | 24:49.2 | | 317 | Matthew Buzek | 11 | Fenwick | 29:28.2 | |
| 278 | Albert Choi | 10 | Oakwood | 24:52.9 | | 318 | Ethan Daniel | 10 | New Richmond | 29:32.3 | |
| 279 | Zach Howell | 12 | Roger Bacon | 25:00.3 | 180 | 319 | Suraj Rai | 10 | Aiken NewTech | 29:37.7 | 187 |
| 280 | Charlie Johnson | 10 | Cin. Co. Day | 25:02.3 | | 320 | Donald Vieth | 10 | Roger Bacon | 29:49.1 | |

Live.FinishTiming.com

Race 4 - HS Boys Section II Varsity - 5K

09/08/2018 - 11:00 am

Individual Race Results

| Place | Name | Grade | School | Time | Points |
|-------|-------------------|-------|---------------|---------|--------|
| 321 | Samuel Thomas | 10 | Cin. CHCA | 29:59.6 | 188 |
| 322 | Andy DeYoung | 10 | Oakwood | 30:41.9 | |
| 323 | Chase Smith | 12 | Bethel-Tate | 30:56.5 | |
| 324 | Mohammad Ahmadzai | 11 | Aiken NewTech | 32:33.3 | 189 |
| 325 | Nate Thomas | 10 | Fenwick | 33:11.6 | |
| 326 | Nathan Combs | 9 | Batavia | 33:57.3 | |